



2015 8

---

603126

2015



		2015 1 1 2015 6 30
		Engi neeri ng
		Engi neeri ng-Pr ocurement
		Engi neeri ng-Pr ocurement - Constructi on - -
		Bui l d- Own- Operate- Transfer



	2015 6 10
	<a href="http://www.sse.com.cn">www.sse.com.cn</a>

( )

1 6		(%)
627,076,822.17	747,076,822.17	-18.06
40,727,202.87	62,266,934.69	-31.28
31,192,148.20	37,287,925.45	-16.35
82,671,374.33	129,856.51	62.04
		(%)
1,308,531,168.22	1,299,608,416.00	0.69
3,014,730,435.18	3,011,492,810.87	-1.69

∇  
∴

⊙

5000

∧  
|

---

: :

215,162.84

2,927,330.00

3,640,000.00

0

---

1

" "

, 2015

10.77

5.3%

2

" " " "

6.27

18.06%

0.41

31.28%







---

(

---

2

(1)

(2)

												:	:
	8000	34	9%									2,040	605

2014 8 11

8000 m<sup>2</sup>

---

3  
(1)

: :



2014

---

4,100 0.00 4,100

BOOT		3,500	0.00	3,500			588.44	441.40			
EM C		5,550	0.00	5,550			665.64	-202.71			
		6,670	0.00	6,670			955.02	167.16			

EM C										7#	
										30	
	/	25, 120	0. 00	25, 120	/	/	8, 115. 2 8	/	/	/	/
			25120								
			2015								



---

2,000.00

---

			1, 700. 00	3, 759. 13	3, 674. 36	783. 67	376. 50
			2, 000. 00	6, 908. 26	1, 841. 75	0. 00	- 111. 04
			1, 500. 00	5, 639. 97	1, 672. 65	631. 21	146. 26
			1, 250. 00	5, 503. 49	858. 29	0. 00	- 202. 71
			1, 000. 00	5, 442. 76	695. 36	0. 00	- 60. 35
			1, 000. 00	2, 799. 38	927. 52	171. 54	- 46. 14
			2, 800. 00	4, 496. 36	2, 797. 74	0. 00	- 0. 49

			1,300.00	1,843.71	1,290.40	0.00	-7.56
Si noma Energy Conservati on Phi l i ppi nes Waste Heat Recovery CO I NC			20,000	8,234.33	2,728.45	255.19	69.98
Si noma Energy Conservati on Mal aysi a SDN BHD			50	963.78	-512.19	0.00	-362.37

5

: :

	48,000		6,577.00	26,437.77	-
	78,601.1		7,379.07	27,286.18	

( )

2015	4	16	2014	2014
			2014	12
	10	3	2	31
				0.8
		81,400,000		407,000,000
				122,100,000
				32,560,000.00
2015	5	15		2014

( )

--	--

---

---



A+B	600
(%)	2.85
C	0
70% D	0
50% E	0
C+D+E	0
2012 8 10 Solid Cement Corporation " solid "	BOOT
15	3000t/d 6MW 9121.52
"	"
50% 4560.76	
	2014 2 26
SI NOMA ENERGY CONSERVATION (PHILIPPINES) WASTE HEAT RECOVERY CO., INC. :	
USD6,000,000.00	7
2015 4 28	
SI NOMA ENERGY CONSERVATION (PHILIPPINES) WASTE HEAT RECOVERY CO., INC. :	
	300
2015 6 30	

---

( )

5%

m





---

2

3

1

3

z Ä

---

			3					

---

1

2


3

---

--	--	--	--	--	--	--	--	--	--	--

10

2%



( )  
1

	(%)					(%)	
1	32,700	80.34	+9,810	+6,540	+16,350	49,050	80.34
2	26,450	64.99	+7,935	+5,290	+13,225	39,675	64.99
3	6,250	15.35	+1,875	+1,250	+3,125	9,325	

2  
 2 4 16 14  
 2014 31 407,000 000  
 10 3 2 0.8 122,100,000  
 81,400,000 2,2m 0324560,000.00

2015 5 15

2014 2015-020  
 16350 4000  
 20350 40700 61050

3

4

( )

( ) :

( )	42,130,000 42,2 mún
-----	---------------------

	+7, 020, 000	21, 020, 000	3. 44	21, 000, 000			
	+3, 993, 345	11, 980, 037	1. 96	11, 980, 037			
	+3, 392, 000	10, 176, 000	1. 67	10, 176, 000			
	+3, 000, 000	9, 000, 000	1. 47	9, 000, 000		9, 000, 000	
	+2, 909, 263	8, 727, 789	1. 43	8, 727, 789			
	+1, 946, 163	5, 838, 488	0. 96	5, 838, 488			
	+1, 800, 000	5, 400, 000	0. 88	5, 400, 000		5, 400, 000	
				761, 051			761, 051
				681, 150			681, 150
				574244			574, 244
				557, 760			557, 760
				552, 077			552, 077
				500, 000			500, 000
				439, 315			439, 315
				438, 700			438, 700
				433, 399			433, 399
				429, 715			429, 715

	2015 6 30	12.05%

1	370,203,686	2017 7 31	0	36	
2	23,964,000	2015 7 31	0	12	
3	22,500,000	2015 7 31	0	12	
4	21,000,000	2015 7 31	0	12	
5	11,980,037		0	12 /36	
6	10,176,000	2015 7 31	0	12	
7	9,000,000	2015 7 31	0	12	
8	8,727,789	2017 7 31	0	36	
9	5,838,488	2015 7 31	0	12	
10	5,400,000	2015 7 31	0	12	





	21	5,660,167.11	6,578,744.51
	22	25,960,817.18	26,055,111.62
	23	80,000,000.00	80,000,000.00
		1,269,831,960.02	1,215,420,022.39
		3,014,730,435.18	3,066,492,810.87
	24	194,000,000.00	210,000,000.00
	27	133,107,228.15	116,916,829.13
	28	401,070,679.36	375,411,706.04
	29	431,540,329.36	425,759,075.25
	30	5,166,513.14	14,314,072.46
	31	11,957,866.09	23,704,330.65
	33	78,787,996.11	78,787,996.11
	34	33,867,642.69	29,542,989.92
	36		84,000,000.00
		1,289,498,254.90	1,358,436,999.56
	37	88,669,889.94	89,128,828.86
	41	78,400,000.00	78,400,000.00
	42	26,200,818.25	24,796,029.23
	43	15,730,655.68	14,669,837.94
	22	167,262.81	167,262.81
		209,168,626.68	207,161,958.84
		1,498,666,881.58	1,565,598,958.40

	44	610,500,000.00	407,000,000.00
	46	71,761,647.27	153,161,647.27
	48	1,284,070.44	623,117.81
	49	4,406,413.57	4,311,816.85
	50	57,936,176.76	57,936,176.76
	51	562,642,860.18	676,575,657.31
		1,308,531,168.22	1,299,608,416.00
		207,532,385.38	201,285,436.47
		1,516,063,553.60	1,500,893,852.47
		3,014,730,435.18	3,066,492,810.87

		717,316.84	764,921.41
		401,071.68	762,334.10
		7,377,908.79	7,831,272.28
		890,915,138.72	895,193,997.44
		1,814,012,512.92	1,871,896,602.54
		184,000,000.00	200,000,000.00
		66,292,000.00	48,864,932.47
		178,011,737.02	192,368,754.12
		151,687,897.27	76,768,258.12
		2,282,948.34	11,830,585.46
		3,608,426.04	658,221.10
		112,293,859.51	116,528,452.96
			84,000,000.00
		698,176,868.18	731,019,204.23
		23,738,933.00	22,156,466.38
		4,408,413.58	2,881,595.84
		28,147,346.58	25,038,062.22
		726,324,214.76	756,057,266.45
		610,500,000.00	407,000,000.00
		193,841,128.62	275,241,128.62

S

---

		852,154.16	1,386,439.99
		57,936,176.76	57,936,176.76
		224,558,838.62	374,275,590.72
		1,087,688,298.16	1,115,839,336.09
		1,814,012,512.92	1,871,896,602.54

		40,727,202.87	59,266,934.69
		6,246,948.91	6,713,665.99
	63	660,952.63	-178,905.65
		660,952.63	-178,905.65
1.			
2.			
		660,952.63	-178,905.65
1.			
2.			
3.			
4.			
5.		660,952.63	-178,905.65
6.			
		47,635,104.41	65,801,695.03
		41,388,155.50	59,088,029.04
		6,246,948.91	6,713,665.99
( / )	2	0.0667	0.1812
( / )	2	0.0667	0.1812

2015 1—6

: :

	4	264,993,836.35	368,723,177.17
	4	226,191,151.27	312,624,735.81
		-359,791.28	816,267.49
		9,623,140.72	-1,531,915.58
		23,297,069.00	24,624,868.40
		158,613.75	6,262,401.27
		1,283,608.54	3,463,603.60
" "			
" "	5		42,994,001.74

" "		4, 800, 044. 35	65, 457, 217. 92
		2, 420, 330. 00	734, 241. 50
			17. 55
" "		7, 220, 374. 35	66, 191, 441. 87
		2, 277, 126. 45	3, 297, 458. 54
" "		4, 943, 247. 90	62, 893, 983. 33
1.			
2.			
1.			
2.			
3.			
4.			
5.			
6.			
		4, 943, 247. 90	62, 893, 983. 33
( / )		0. 0081	0. 1923
( / )		0. 0081	0. 1923

2015 1—6

		632, 077, 229. 90	608, 192, 796. 65

---

	25, 940, 633. 59	23, 019, 290. 04
64	23, 344, 027. 80	36, 155, 749. 53
	681, 361, 891. 29	667, 367, 836. 22
	390, 567, 690. 74	420, 077, 650. 47
	93, 974, 299. 49	90, 723, 562. 93
	45, 419, 753. 44	56, 714, 099. 34
64	68, 728, 773. 29	48, 832, 666. 97
	598, 690, 516. 96	616, 347, 979. 71
	82, 671, 374. 33	51, 019, 856. 51
	367, 419. 60	
	159, 100. 00	1, 513, 255. 92
64	3, 640, 000. 00	0. 00
	4, 166, 519. 60	1, 513, 255. 92
	102, 705, 012. 05	118, 678, 460. 60
	102, 705, 012. 05	118, 678, 460. 60
	- 98, 538, 492. 45	- 117, 165, 204. 68
	74, 000, 000. 00	94, 376, 697. 86
	74, 000, 000. 00	94, 376, 697. 86
	174, 096, 155. 38	21, 000, 000. 00
	36, 905, 2, 0126	



---

		35,018,565.48	33,799,074.66
		199,018,565.48	54,799,074.66
		-135,018,565.48	-34,799,074.66
		3,287,179.92	-12,329.07
		-38,121,398.02	-20,167,031.36
		179,441,053.25	69,433,521.99
		141,319,655.23	49,266,490.63

2015 1—6

: :

	407,000,000.00		153,161,647.27	623,117.81	4,311,816.85	57,936,176.76	676,575,657.31	201,285,436.47	1,500,893,852.47
	407,000,000.00		153,161,647.27	623,117.81	4,311,816.85	57,936,176.76	676,575,657.31	201,285,436.47	1,500,893,852.47
	203,500,000.00		-81,400,000.00	660,952.63	94,596.72		-113,932,797.13	6,246,948.91	15,169,701.13
" "									
				660,952.63			40,727,202.87	6,246,948.91	47,635,104.41
1									
2									
3									
4									
							-32,560,000.00		-32,560,000.00

1												
2												
3										- 32, 560, 000. 00		- 32, 560, 000. 00
4												
	203, 500, 000. 00				- 81, 400, 000. 00					- 122, 100, 000. 00		
1	81, 400, 000. 00				- 81, 400, 000. 00							
2												
3												
4	122, 100, 000. 00									- 122, 100, 000. 00		
							94, 596. 72					94, 596. 72
1							1, 316, 219. 55					1, 316, 219. 55
2							1, 221, 622. 83					1, 221, 622. 83
	610, 500, 000. 00				71, 761, 647. 27	1, 284, 070. 4 4	4, 406, 413. 57	57, 936, 176. 76		562, 642, 860. 18	207, 532, 385. 38	1, 516, 063, 553. 60

	327, 000, 000. 00				146, 073, 782. 40	- 681, 210. 82	3, 330, 183. 73	53, 370, 123. 02		497, 093, 624. 48	893, 768. 82	1, 027, 080, 271. 63

					- 9, 647, 920. 40		321, 501. 38	1, 441, 463. 48	27, 087, 771. 01		113, 196, 553. 88	189, 253, 924. 84	321, 653, 294. 19
					327, 000, 000. 00		136, 425, 862. 00	- 359, 709. 44	4, 771, 647. 21	80, 457, 894. 03	610, 290, 178. 36	190, 147, 693. 66	1, 348, 733, 565. 82
							- 178, 905. 65	- 117, 697. 35			31, 471, 934. 69	6, 713, 665. 99	37, 888, 997. 68
" "							- 178, 905. 65			-	59, 266, 934. 69	6, 713, 665. 99	65, 801, 695. 03
1													
2													
3													
4													
											- 27, 795, 000. 00		- 27, 795, 000. 00
1													
2													
3											- 27, 795, 000. 00		- 27, 795, 000. 00
4													
1													
2													
3													
4													
								- 117, 697. 35					- 117, 697. 35
1								1, 028, 282. 82					1, 028, 282. 82



---

3				
4				
1			- 32, 560, 000. 00	- 32, 560, 000. 00
2			- 32, 560, 000. 00	- 32, 560, 000. 00
3	203, 500, 000. 00	- 81, 400, 000. 00		- 122, 100, 000. 00
1	81, 400, 000. 00	- 81, 400, 000. 00		
2				

	327,000,000.00				146,073,782.40		-43,588.96	3,330,183.73	53,370,123.02	360,976,107.11	890,706,607.30
" "								-835,469.39		35,098,983.33	34,263,513.94
										62,893,983.33	62,893,983.33
1											
2											
3											
4											
										-27,795,000.00	-27,795,000.00
1											
2										-27,795,000.00	-27,795,000.00
3											
1											
2											
3											
4											
								-835,469.39			-835,469.39
1											
2								835,469.39			835,469.39
	327,000,000.00				146,073,782.40		-43,588.96	2,494,714.34	53,370,123.02	396,075,090.44	924,970,121.24

---

1.

" " 2010 11 19

[ 2010] 1309

[ 2014] 670

2014 7

A 8000

7

407,000,000.00

2014 8

12

2015 4 16

2014

2014

2014 12 31

407,000,000

10 3

2 0.8

2015 5 21

2014

407,000,000

610,500,000

2015 6

8

3 5-9

1 3

2015 8 21

-

---

"  
15 —

2014

2

12

"

"

"

"

1.

2014

15

2

1 1 12 31

3

;

1 12

4

Recovery CO<sub>2</sub> , I NC

Sinoma Energy Conservation(Philippines) Waste Heat

---

Sinoma Energy Conservation (Malaysia) SDN BHD

5.

1

---

5

2012 19

33

6

1

2

2




2

22

" " " "

7.



8

8

9

1

2


n n



---

C.





5

m

mí

---

7

8

9

11.  
(1).

	1000

(2).


A.

---


B.


		(%)	(%)
1	1	5	5
1	2	10	10
2	3	20	20
3	4	50	50
4	5	80	80
5		100	100



m''



"

"

"

"

"

"



20 --

2014 7 1



---

16  
(1).

(2).

-

- /

			%	%
		20-50	0.00 5.00	1.90-5.00
		5-20	5.00	4.75-19.00
		5	5.00	19.00
		5-10	5.00	9.5-19.00
/	/	/	—	—

(3).

(4).

"

"

17.

---

18

" "

19  
) 1

---

(2).

20

---

21.

22  
(1)

(2)

(3)



20%

12

24

1

/

2





2

"

"

26

1

2

3



( )

( )

( )

4

5

EP

EPC

BOOT/EMC

1

2 EP EPC

EP EPC

3

4 BOOT EMC

BOOT EMC

/

/

27.

---

(2)

28 /

1

2



3

4

---

29  
(1)

(2)

30

0

80 134

---

31.

(1)

(2)

32

1

2

3

---

4

5

6

7

8

9

10

---

1.

	17% 6% 3%	17% 6% 3%
	5%	5%
	7%	7%

- 
- 15%
  - 25%
  - 25%
  - 25%
  - 25%
  - 25%
  - 25%
  - 25%
  - 15%
  - 15%
  - 15%
  - 25%
  - 25%
  - 25%
  - 15%
  - 25%
  - 15%
  - 25%
  - 25%

---

2020 12 31 15% , 2011 1 1  
1 2014 6 2012 7

90% 2013 2011  
15% 2012 1 1  
2013

[ 2013 ] 37 2013 8 25%  
5%

2013 9 25%  
[ 2013 ] 37  
3% 2014  
2014 8 1 2014 12 31

2012  
2012 8 2013  
90% 2012 10 8 100%  
30 2011 9

2014 9 30 2014 9 2  
15%  
2014 10 14

15%

---

2013 12 16

15%

2015 1 1

15%

1

84, 643. 15  
247, 023, 990. 86  
99, 609, 242. 79  
346, 717, 876. 80  
4-

46, 674. 11  
347, 722, 655. 94  
134, 720, 844. 68  
482, 490, 174. 73



---

(3).

(4).



2	3	839,822.24	167,964.45	20.00%
3	4	351,024.68	175,512.34	50.00%
4	5	895,543.76	716,435.01	80.00%
5		2,303,153.43	2,303,153.43	100.00%
		29,763,123.79	4,904,628.96	—

	18,636,767.42	0.00	0.00
	18,636,767.42	0.00	0.00

(2).

227,128.37

0

(3).

(4).

	9,239,371.76	8,340,044.95
	10,191,694.92	7,895,299.89
	16,883,034.40	20,488,132.14
	62,878.06	167,673.76
	12,022,912.07	7,574,930.33
	48,399,891.21	44,466,081.07

(5).

				(%)	
		16,883,034.40	1	34.88	0.00
		3,744,000.00	2	7.74	354,700.00
		1,150,000.00	1	2.38	57,500.00
		800,000.00	1	1.65	40,000.00
COSEVCD 6 JOINT STOCK COMPANY( )		625,569.05	5	1.29	625,569.05
	/	23,202,603.45	/	47.94	1,077,769.05

---

(6).

(7).

---

	851, 333, 057. 68
	188, 749, 689. 30
	0. 00
	779, 320, 633. 20
	260, 762, 113. 78

	1, 115, 085. 40			1, 115, 085. 40
	0. 00			0. 00

(3).

								(%)
1, 150, 000. 00	0. 00	0. 00	1, 150, 000. 00	0. 00	0. 00	0. 00	0. 00	367, 419. 60
449, 600. 00	0. 00	0. 00	449, 600. 00	449, 600. 00	0. 00	0. 00	449, 600. 00	
10, 000. 00	0. 00	0. 00	10, 000. 00	10, 000. 00	0. 00	0. 00	10, 000. 00	
40, 000. 00	0. 00	0. 00	40, 000. 00	40, 000. 00	0. 00	0. 00	40, 000. 00	
Δ 10, 000. 00	0. 00	0. 00	10, 000. 00	10, 000. 00	0. 00	0. 00	10,000,000.00	
7, 949, 884. 93	0. 00	0. 00	7, 949, 884. 93					



---


1.	53,236,445.82	6,755,600.25	0.00	59,992,046.07
2.	53,878,819.91	6,832,807.11	0.00	60,711,627.02

18  
(1).

1.	—	—	—	—	—	—
	179,244,573.02					



	480,000,000.00	198,607,802.22	65,770,002.67	7,849,550.23	0.00	256,528,254.66	55.08	55.08	2,857,014.03	1,585,675.00	2.12	
	10,800,000.00	486,366.00	1,180,639.00	0.00	0.00	1,667,005.00	15.44	15.44	0.00	0.00	0.00	
2#	19,200,000.00	328,505.00	816,823.00	0.00	0.00	1,145,328.00	5.97	5.97	0.00	0.00	0.00	
5#	30,000,000.00	0.00	11,452.00	0.00	0.00	11,452.00	0.04	0.04	0.00	0.00	0.00	
	51,000,000.00	50,172,802.94	717,996.31	0.00	0.00	50,890,799.25	99.79	99.79	0.00	0.00	0.00	
	43,000,100.00	73,258.00	33,780.70	0.00	0.00	107,038.70	0.25	0.25	0.00	0.00	0.00	
BOOT												
	93,002,100.00	390,115.23	7,985,269.23	0.00	0.00	8,375,384.46	9.01	9.01	0.00	0.00	0.00	
BOOT												
SOLID	91,215,200.00	52,999,743.88	8,117,132.64	61,116,876.52	0.00	0.00	100.00	100.00	1,125,699.74	314,671.52	4.23	



000, 200.00 028.00 628.00 0.00 0.00

BOOT

50,008, 600.00 0.00 700.00 0.00 0.00 700.00 0.00 0.00 0.00 0.00 0.00 0.00

BOOT

45,000, 000.00 0.00 810.00 0.00 0.00 310.00 0.00 0.00 0.00 0.00 0.00 0.00

BOOT

988,226 ,200.00 303,058 ,593.27 84,634,7 33.55 68,966,4 26.74

2.	1, 757, 276. 58			259, 475. 13	2, 016, 751. 71
1	1, 757, 276. 58			259, 475. 13	2, 016, 751. 71
3.	0. 00			0. 00	0. 00
(1)	0. 00			0. 00	0. 00
4.	16, 320, 970. 77			2, 634, 782. 69	18, 955, 753. 46
	—	—	—	—	—
1.	0. 00			0. 00	0. 00
2	0. 00			0. 00	0. 00
1	0. 00			0. 00	0. 00
3.	0. 00			0. 00	0. 00
(1)	0. 00			0. 00	0. 00
4.	0. 00			0. 00	0. 00
	—	—	—	—	—
1.	150, 754, 929. 28			1, 547, 702. 15	152, 302, 631. 43
2.	152, 512, 205. 86			1, 608, 339. 28	154, 120, 545. 14

21

	6, 578, 744. 51	0. 00	918, 577. 40	0. 00	5, 660, 167. 11
	6, 578, 744. 51	0. 00	918, 577. 40	0. 00	5, 660, 167. 11

22

/

(1).

	1, 115, 085. 40	167, 262. 81	1, 115, 085. 40	167, 262. 81
	1, 115, 085. 40	167, 262. 81	1, 115, 085. 40	167, 262. 81

(3).

	730, 832. 87	603, 719. 42
	8, 717, 201. 81	5, 022, 501. 72
	9, 448, 034. 68	5, 626, 221. 14

(4).

2015	0. 00	0. 00	
2016	0. 00	0. 00	
2017	883, 087. 05	908, 525. 82	
2018	1, 505, 316. 09	1, 520, 393. 55	
2019	2, 587, 719. 80	2, 593, 582. 35	
2020	3, 741, 078. 87	0. 00	
	8, 717, 201. 81	5, 022, 501. 72	/

23

80, 000, 000. 00



(2). 1

		00
	189,480,673.63	
	189,480,673.63	/

(3).

	194,004,823.42
	33,627,420.43
	0.00
	345,037,809.83
	117,405,565.98

30  
100  
(1).

00

	14,314,072.46	79,280,731.61	88,428,290.93	5,166,513.14
-	0.00	8,495,442.27	8,495,442.27	0.00
	0.00	49,528.02	49,528.02	0.00
	0.00	0.00	0.00	0.00
	14,314,072.46	87,825,701.90	96,973,261.22	5,166,513.14

(2).

:

11,518,000.00	62,033,966.80	71,451,966.80	2,100,000.00
0.00	4,616,070.68	4,966,693.06	-350,622.38
0.00	5,201,668.30	5,201,668.30	0.00
0.00	4,231,270.36	4,231,270.36	0.00
0.00	692,483.02	692,483.02	0.00
0.00	277,914.92	277,914.92	0.00
2,100,000.00	5,748,149.36	5,748,389.36	0.00
2,100,000.00	680,876.47	1,059,573.41	3,417,135.52
0.00	0.00		

100

	14, 314, 072. 46	79, 280, 731. 61	88, 428, 290. 93	5, 166, 513. 14
--	------------------	------------------	------------------	-----------------

(3).

1	0. 00	7, 824, 853. 94	7, 824, 853. 94	0. 00
2	0. 00	670, 588. 33	670, 588. 33	0. 00
3	0. 00	0. 00	0. 00	0. 00
	0. 00	8, 495, 442. 27	8, 495, 442. 27	0. 00

28% 2%

31

	2, 424, 626. 17	6, 300, 741. 48
	0. 00	0. 00
	318, 041. 95	852, 679. 45
	4, 478, 180. 87	14, 051, 914. 16
	3, 760, 102. 30	371, 344. 92
	177, 186. 73	595, 909. 24
	108, 707. 19	428, 044. 59
	691, 020. 88	1, 103, 696. 81
	11, 957, 866. 09	23, 704, 330. 65

32

33

	78, 787, 996. 11	78, 787, 996. 11
\		
	78, 787, 996. 11	78, 787, 996. 11

34

(1).

1	1	16, 945, 232. 66
1-2	2	4, 763, 861. 42
		9, 604, 722. 15
		5, 041, 672. 84

2-3	3	3, 425, 884. 08	5, 937, 487. 61
3		8, 732, 664. 53	8, 959, 107. 32
		33, 867, 642. 69	29, 542, 989. 92

(2). 1

		3, 000, 000. 00	
		2, 550, 000. 00	
		330, 900. 44	
		5, 880, 900. 44	/

35

36 1

1		0. 00	84, 000, 000. 00
1			
1			
		0. 00	84, 000, 000. 00

37

(1).

		88, 669, 889. 94	173, 128, 828. 86
		0. 00	- 84, 000, 000. 00
		88, 669, 889. 94	89, 128, 828. 86

2014 6

6000

36

5. 2275%

38

39

40



	2, 446, 500. 00	0. 00	233, 000. 00	0. 00	2, 213, 500. 00	
	2, 757, 166. 67	0. 00	233, 000. 00	0. 00	2, 524, 166. 67	
-	350, 000. 00	930, 947. 74	0. 00	0. 00	1, 280, 947. 74	
-	774, 200. 00	613, 200. 00	0. 00	0. 00	1, 387, 400. 00	
	6, 421, 242. 10	0. 00	0. 00	0. 00	6, 421, 242. 10	
	1, 757, 395. 84	0. 00	417, 330. 00	0. 00	1, 340, 065. 84	
	0. 00	400, 000. 00	0. 00	0. 00	400, 000. 00	
	14, 669, 837. 94	1, 944, 147. 74	883, 330. 00	0. 00	15, 730, 655. 68	/

44

		+				
	407, 000, 000. 00	122, 100, 000. 00	81, 400, 000. 00		203, 500, 000. 00	610, 500, 000. 00

2015 4 16                      2014                                      2014  
2014 12 31                      407, 000, 000                                      10                      3  
2                                      122, 100, 000                                      81, 400, 000  
203, 500, 000. 00

45

46

	139, 611, 647. 27	0. 00	81, 400, 000. 00	58, 211, 647. 27
	13, 550, 000. 00	0. 00	0. 00	13, 550, 000. 00
	153, 161, 647. 27	0. 00	81, 400, 000. 00	71, 761, 647. 27

2015 4 16                      2014                                      2014  
2014 12 31                      407, 000, 000                                      10

---

3

2  
203, 500, 000. 00

122, 100, 000

81, 400, 000

47

48

623, 117. -





	40,727,202.87	59,266,934.69
	0.00	
	0.00	
	0.00	
	32,560,000.00	27,795,000.00
	122,100,000.00	
	562,642,860.18	641,762,113.05

52

	616,864,557.05	471,260,213.72	760,116,325.91	570,351,212.69
	10,212,265.20	3,760,924.03	5,153,311.16	2,025,558.74
	627,076,822.25	475,021,137.75	765,269,637.07	572,376,771.43

53

	0.00	0.00
	-212,888.30	93,969.94
	984,085.15	2,154,808.60
	684,415.76	1,603,212.98
	0.00	0.00
	179,218.94	141,532.26
	1,634,831.55	3,993,523.78

54

3,661,558.49	2,469,449.99
3,339,402.01	3,935,469.95
8,521.78	0.00
178,619.94	0.00
186,000.00	336,411.53
12,665,699.00	8,937,420.00
256,835.04	329,047.90
44,425.42	48,717.49
1,725,160.67	1,392,253.18
24,300.94	0.00
141,660.70	168,091.22
22,800.00	0.00
1,331,644.99	2,207,952.93
242,259.36	152,913.04
121,236.21	100,423.73
7,4-	

3,080,073.36



---

	- 5, 532, 704. 62	- 3, 507, 868. 21
( -	- 2, 310, 425. 35	- 463, 386. 68
	276, 011. 58	242, 222. 84
	- 1, 021, 385. 39	3, 489, 501. 29

57

2, 478, 70

			/
2013	25,000.00	0.00	
	9,000.00	0.00	
2013	0.00	600,000.00	
	0.00	400,000.00	
	2,000,000.00	0.00	
	417,330.00	417,330.00	
	8,636,134.28	7,551,277.74	
	466,000.00	466,000.00	
	10,000.00	0.00	
	11,563,464.28	9,434,607.74	/

61

	33,812.15	277.50	33,812.15
	33,812.15	277.50	33,812.15
	0.00	0.00	0.00
	0.00	0.00	0.00
	0.00	0.00	0.00
	0.00	0.00	0.00
	157,610.68	37,543.38	157,610.68
	191,422.83	37,820.88	191,422.83

62

(1)

	10,585,432.80	15,471,551.98
	94,294.44	-425,592.08
	10,679,727.24	15,045,959.90

(2)

	57,653,879.02
/	8,648,081.85
	2,438,652.52
	-630,451.69
	-1,016,343.60
	0.00
	0.00
	1,215,849.65

/	176, 014. 18
	- 152, 075. 67
	10, 679, 727. 24

63

48

64

(1).

	1, 814, 360. 72	3, 515, 158. 61
	4, 023, 200. 00	1, 003, 000. 00
	3, 070, 058. 51	2, 017, 689. 42
	14, 436, 408. 57	29, 619, 901. 50
	23, 344, 027. 80	36, 155, 749. 53

(2).

49, 909, 950. 17

43, 656, 425. 81

†

†

↓ ○ ↓

--

)\$





---

4

5

---

1

(1).

---

2, 480, 542. 68	405, 467, 552. 82	141, 526, 096. 14	546, 993, 648. 96	691, 294, 642. 55	465, 417, 605. 39	1, 156, 712, 247. 94	4

270, 507, 924. 97	18, 649, 616. 22	18, 649, 616. 22	16, 114, 823. 22	293, 853, 328. 87	20, 070, 025. 80	20, 070, 025. 80	2, 313

2

3

4

1

--	--	--	--	--	--	--	--

- 
1.
    - 1
    - 2
    - 3
  - 2.

- 1
- 2

---

1

---


4

(1).

/

# 37

		92, 978, 404. 23	214, 107, 203. 81
--	--	------------------	-------------------

		0	0
--	--	---	---


2014 1 24

C

17 21 , ' ,

C 5-9 6, 938. 95

17-21 6, 938. 95 2014 2 1 2015 1

31 2015 1 30

2015 2 1 2018 1 31

- (4).
- (5).
- (6).
- (7).

		1, 318, 902. 00	1, 287, 465. 00
--	--	-----------------	-----------------

(8).

2014

---

5

(1).

		:	:
7,308,396.17	365,419.81	2,902,291.37	145,114.57
8,372,466.11	418,623.31	4,499,943.11	224,997.16
13,282,835.00	664,141.75	4,015,058.00	200,752.90
4,044,639.82	202,231.99	6,095,288.31	304,764.42
2,000.00	200.00	2,000.00	100.00
40,000.00	40,000.00	40,000.00	40,000.00
3,499,000.89	303,500.09	3,492,619.89	174,630.99
2,516,000.00	125,800.00	4,432,000.00	221,600.00
0.00	0.00	3,009,457.36	601,891.47
12,500,474.18	5,597,987.29	11,051,030.18	5,525,515.09
172,700.00			

---

4, 446, 617. 88	222, 330. 89	4, 446, 617. 88	222, 330. 89
29, 179, 610. 37	1, 458, 980. 52	31, 228, 959. 66	1, 561, 447. 98
3, 170, 000. 00	2, 536, 000. 00	3, 170, 000. 00	2, 536, 000. 00
1, 950, 000. 00	390, 000. 00	0. 00	0. 00
462, 000. 00	46, 200. 00	462, 000. 00	46, 200. 00
123, 632, 524. 73	15, 286, 450. 59	105, 558, 440. 65	13, 509, 680. 71
0. 00	0. 00	1, 000, 000. 00	0. 00
500, 000. 00	0. 00	0. 00	0. 00
500, 000. 00	0. 00	1, 000, 000. 00	0. 00
0. 00			

		0.00	750,000.00
		0.00	750,000.00
		13,379,015.80	4,591,801.84
		2,043,315.00	0.00
		2,390,542.64	0.00
		100,000.00	0.00
		30,000.00	0.00
		17,942,873.44	4,591,801.84

1

2

3

1

2

(1).

2011 12 16

2013 9 29

5%

1,499,500.00

2014 12 26

2015

2015 6 30

25

9

14,044,893.55

16

19,961,959.45

(2).

1

2

3

---

4

2015 7

20

2015-032

2014 9 18

BOOT

5

2014 9 18

2014-010

1

1

10,007,041.66

72,306.62

34,905.68

8,427,618.80

141,642,119.42

3,600,546.59

415,973.88

189,480,673.63

23,983,522.00

2

2005 4 4

"

"

3

11

2006 10 30

2006 11 20

11

2006 10 1

2017 9 30

2017 10 1

( 12111855 )



153            5, 134. 56            5  
2010 12 18  
51 52

	0.00	0.00	0.00	0.00	0.00	0.00	0.00	0.00	0.00	0.00
	236,924,374.10	/	29,840,586.26	/	207,083,787.84	182,514,189.74	/	28,407,461.91	/	154,106,727.83

1		136,355,355.31	6,817,767.76	5%
1		136,355,355.31	6,817,767.76	5%
1	2	63,145,242.38	6,314,524.24	10 <sup>00</sup>

2  
(1).

		(%)		(%)			(%)		(%)	
	0.00	0.00	0.00	0.00	0.00	0.00	0.00	0.00	0.00	0.00
	296,741,332.43	100.00	1,495,037.73	0.50	295,246,294.70	287,857,900.06	100.00	1,644,553.54	0.57	286,213,346.52
	0.00	0.00	0.00	0.00	0.00	0.00	0.00	0.00	0.00	0.00
	296,741,332.43	/	1,495,037.73	/	295,246,294.70	287,857,900.06	/	1,644,553.54	/	286,213,346.52

1		5,378,540.64	268,927.03	5%
1		5,378,540.64	268,927.03	5%
1	2	154,544.20	15,454.42	10%
2	3	354,458.64	70,891.73	20%

---

3 4	95, 000. 00	47, 500. 00	50%
4 5	423, 408. 69	338, 726. 95	80%
5	753, 537. 60	753, 537. 60	100%
	7, 159, 489. 77	1, 495, 037. 73	—

---

(6).

3

	777, 860, 851. 28	0. 00	777, 860, 851. 28	777, 860, 851. 28	0. 00	777, 860, 851. 28
	777, 860, 851. 28	0. 00	777, 860, 851. 28	777, 860, 851. 28	0. 00	777, 860, 851. 28

(1)

---

20, 000, 000. 00	0. 00	0. 00	20, 000, 000. 00	0. 00	0. 00
20, 000, 000. 00	0. 00	0. 00	20, 000, 000. 00	0. 00	0. 00
20, 000, 000. 00	0. 00	0. 00	20, 000, 000. 00	0. 00	0. 00
10, 000, 000. 00	0. 00	0. 00	10, 000, 000. 00	0. 00	0. 00
27, 200, 000. 00	0. 00	0. 00	27, 200, 000. 00	0. 00	0. 00
10, 000, 000. 00	0. 00	0. 00	10, 000, 000. 00	0. 00	0. 00
20, 000, 000. 00	0. 00	0. 00	20, 000, 000. 00	0. 00	0. 00
87, 497, 155. 41	0. 00	0. 00	87, 497, 155. 41	0. 00	0. 00
25, 650, 000. 00	0. 00	0. 00	25, 650, 000. 00	0. 00	0. 00
17, 000, 000. 00	0. 00	0. 00	17, 000, 000. 00	0. 00	0. 00
20, 200, 000. 00	0. 00	0. 00	20, 200, 000. 00	0. 00	0. 00
15, 000, 000. 00	0. 00	0. 00	15, 000, 000. 00	0. 00	0. 00
12, 500, 000. 00	0. 00	0. 00	12, 500, 000. 00	0. 00	0. 00
383, 476, 840. 94	0. 00	0. 00	383, 476, 840. 94	0. 00	0. 00
9, 000, 000. 00	0. 00	0. 00	9, 000, 000. 00	0. 00	0. 00

Si nona Energy Conservation Philippines Waste Heat Recovery CO., INC	28,313,496.02	0.00	0.00	28,313,496.02	0.00	0.00
SI NOMA ENERGY CONSERVATION MALAYSIA SDN BHD	1,023,358.91	0.00	0.00	1,023,358.91	0.00	0.00
	10,000,000.00	0.00	0.00	10,000,000.00	0.00	0.00
	28,000,000.00	0.00	0.00	28,000,000.00	0.00	0.00
	13,000,000.00	0.00	0.00	13,000,000.00	0.00	0.00
	777,860,851.28	0.00	0.00	777,860,851.28	0.00	0.00

(2)

4

	262,445,139.17	225,301,329.27	368,540,949.06	312,540,154.81
	2,548,697.18	889,822.00	182,228.11	84,581.00
	264,993,836.35	226,191,151.27	368,723,177.17	312,624,735.81

5

	0.00 42,994,001.74
	0.00 42,994,001.74

---

215,162.84

2,927,330.00

---

	215,162.84	-
	2,927,330.00	
	3,640,000.00	
	5,948,518.28	-

2

	%		
	3.10	0.0667	0.0667
	2.37	0.0511	0.0511

---


2015 8 21